



# e-KYC Setu System

Gateway to Simplified, Secure, and  
Seamless Aadhaar **e-KYC** Solution





## What is e-KYC Setu System?

e-KYC Setu System developed by NPCI enables access to Aadhaar based online e-KYC services under the Aadhaar Act for the financial sector regulated entities.

## Who can avail these services?

Regulated entities of



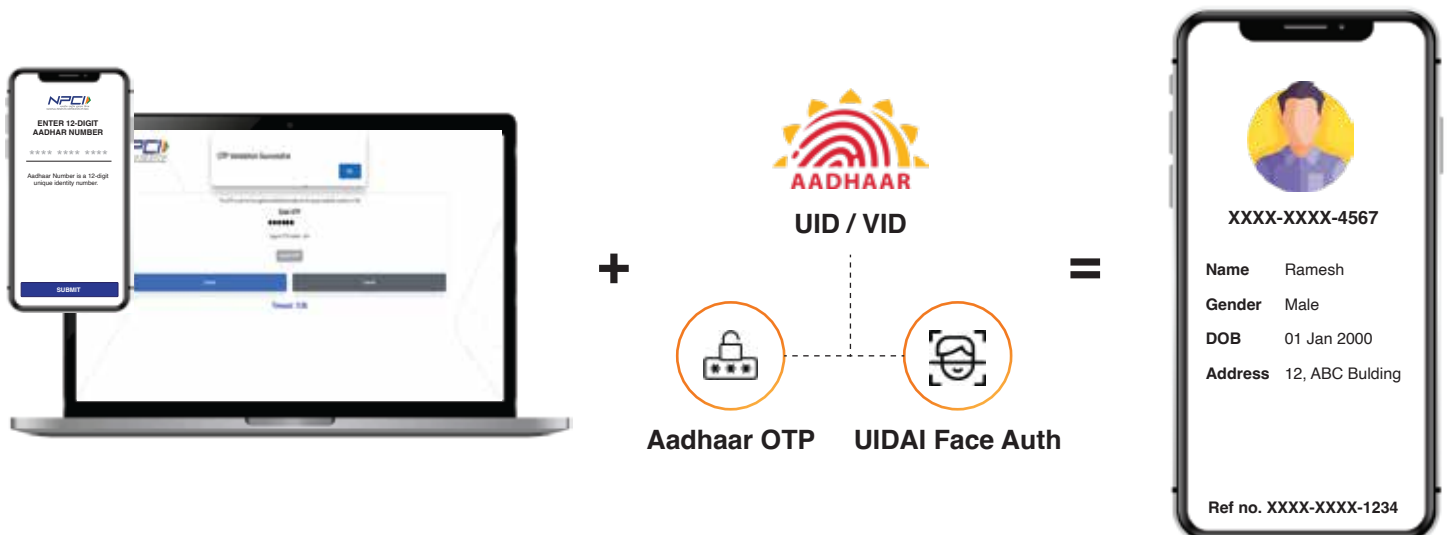
## Key Offerings

### Authentication Modality

Aadhaar OTP (SDK & Web-redirection) |  
Face Authentication (SDK)

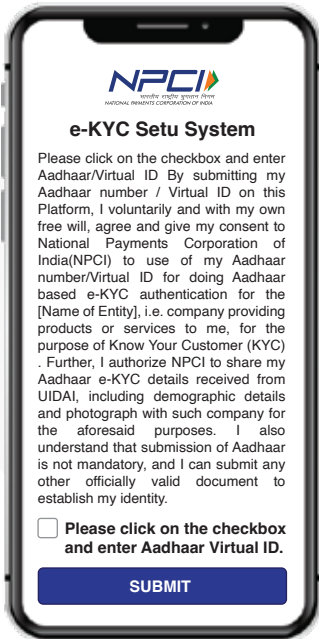
### Integration Options

NPCI Webpage | Android SDK

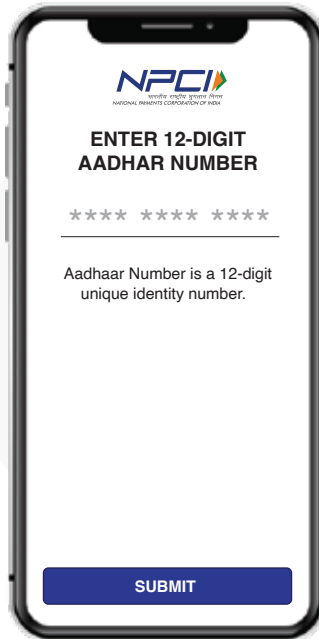


# Options – Indicative Journey


## SDK Functionality – OTP & Face Auth



Provide Consent on NPCI page (SDK)



Input Aadhaar on NPCI secure page (SDK)

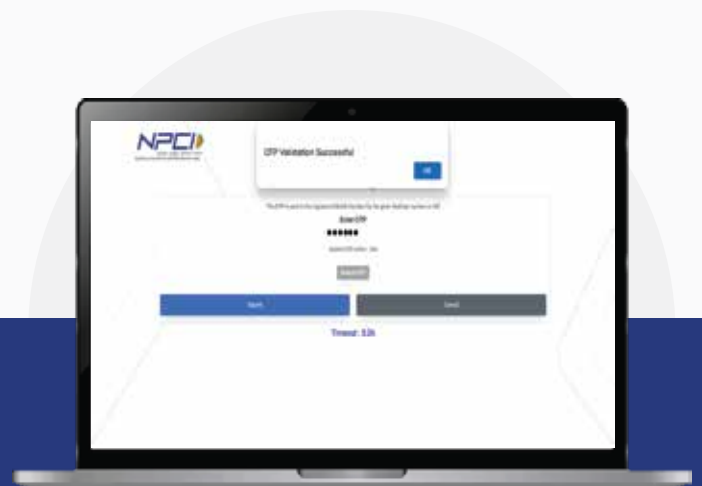


Face authentication using UIDAI face auth RD service

## Web-redirection Functionality – OTP



Provide Consent & Aadhaar No.



Input OTP & Submit for KYC completion

## Key Features

- No requirement of specific Gazette Notification in the name of Regulated Entity (REs) under Section 11A of the PML Act 2002 for using Aadhaar based e-KYC authentication service. Notified Regulated Entities can also opt for e-KYC Setu System.
- Single Window Onboarding Process.
- e-KYC Setu system offers a secure and user-friendly digital journey for completing KYC of client or beneficiary owners of REs.
- e-KYC Setu system assists regulated entities (REs) in reducing operational complexities and minimizing the compliance burden of managing Aadhaar data.
- e-KYC Setu system provides flexibility to REs to choose the appropriate tech platforms based on their business use cases.
- Aadhaar number is entered on NPCI secure application (web / SDK). NPCI sends the request online to UIDAI on behalf of REs for e-KYC authentication.
- Demographic details with masked Aadhaar Number of client or beneficiary owner, are shared with RE in secured manner.

## How to Get Started?

- 1 Scan QR code or visit below URL to know more about e-KYC Setu System.



<https://www.npci.org.in/what-we-do/e-kyc-services/e-kyc-setu-system>

- 2 Reach out to NPCI and start the onboarding process.

email ID -

[ekycservices@npci.org.in](mailto:ekycservices@npci.org.in).



**Note:** NPCI also provides the ASA engagement for Notified REs extending authentication, e-KYC and Demographic Authentication services. For more information, reach out at [ekycservices@npci.org.in](mailto:ekycservices@npci.org.in).